



TEST REPORT

NO.: AKS0910261003E

Date: Oct 29, 2009

Page 1 of 6

Customer: Nantong Fujitsu Microelectronic Co., Ltd

Address: No.288, Chongchuan Road, Nantong, Jiangsu, China

Report on the submitted sample said to be

Sample name: HSOL8-NT

Model: /

Item/Lot No.: /

Material: /

Buyer: /

Supplier: /

Manufacturer: /

Sample received date: Oct 26, 2009

Testing period: From Oct 26, 2009 to Oct 29, 2009

Testing Requested:

1. As specified by client, to determine the Lead, Cadmium, Mercury, Hexavalent Chromium, PBB & PBDE content in the submitted sample in accordance with Directive 2002/95/EC (RoHS).
2. As specified by client, to determine PFOS content in the submitted samples in accordance with Directive 2006/122/EC.
3. As specified by client, to determine the PFOA content in the submitted samples in accordance with POHS.

Testing method:

Testing Item	Pretreatment method	Measuring instrument	MQL
Lead (Pb)	IEC 62321: 2008, section 8/9	ICP-OES	2 mg/kg
Cadmium (Cd)	IEC 62321: 2008, section 8/9	ICP-OES	2 mg/kg
Mercury (Hg)	IEC 62321: 2008, section 7	ICP-OES	2 mg/kg
Chromium (Cr)	IEC 62321: 2008, Annex B/C	UV-VIS	2 mg/kg
PBBs/ PBDEs	IEC 62321: 2008, Annex A	GC-MS	5 mg/kg
PFOS	US EPA 3540C : 1996	LC-MSD	10 mg/kg
PFOA	US EPA 3550C : 2007	GC-MS	5 mg/kg

Conclusion:

-When tested as specified the submitted sample complied with the requirements of commission Decision of 18 Aug 2005 amending Directive 2002/95/EC notified under document 2005/618/EC

*****FOR FURTHER DETAILS, PLEASE REFER TO THE FOLLOWING PAGE(S)*****

Signed for AOV Ltd.

Written by Eileen

Inspected by Silvia

Approved by Mickey

TEST REPORT

NO.: AKS0910261003E

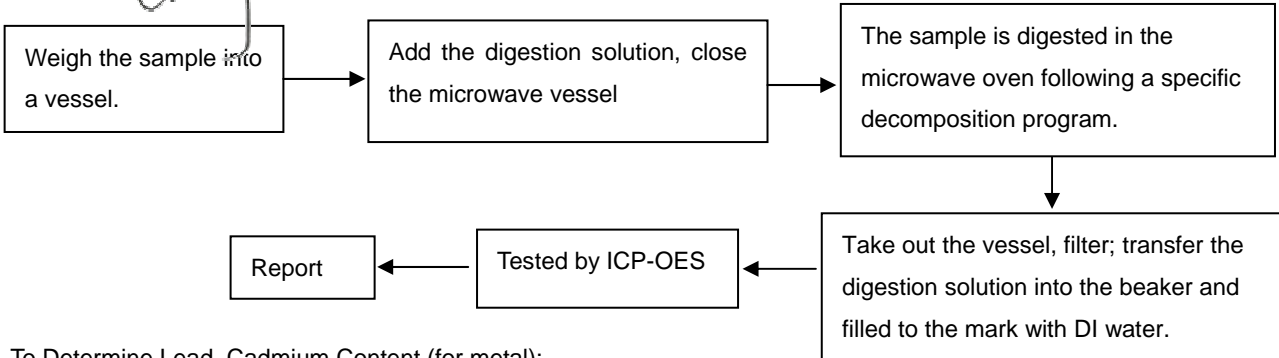
Date: Oct 29, 2009

Page 2 of 6

Test Flow:

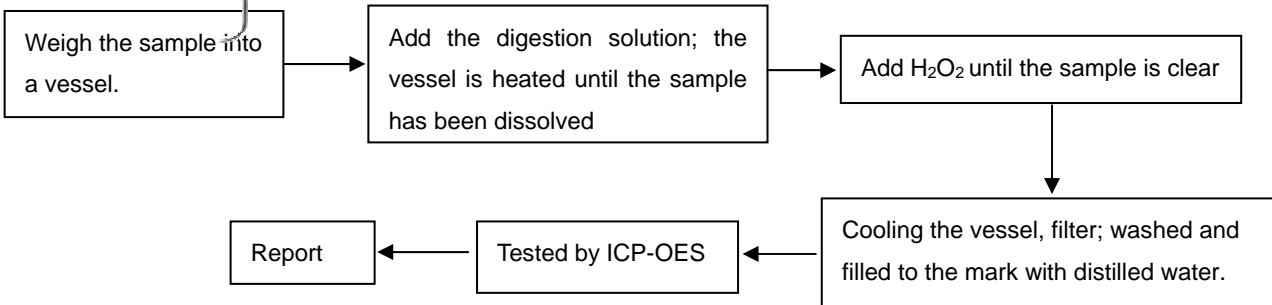
1. To Determine Lead, Cadmium Content (for Polymer):

Tested by: *Condy*



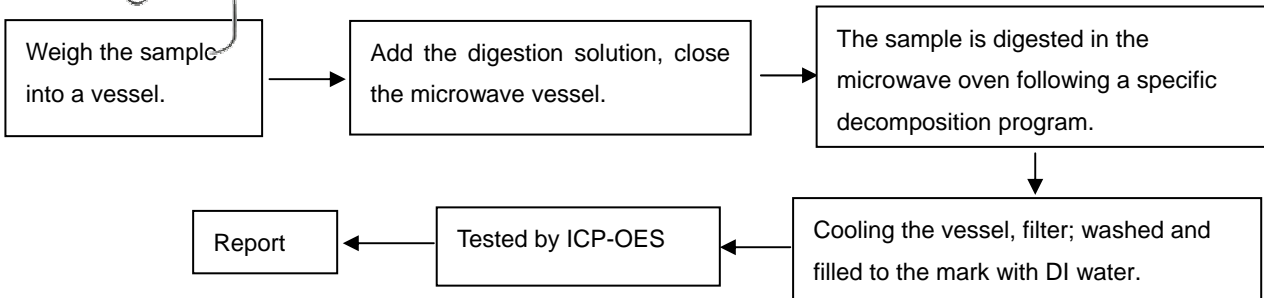
2. To Determine Lead, Cadmium Content (for metal):

Tested by: *Condy*




3. To Determine Mercury Content:

Tested by: *Condy*



4. To Determine Hexavalent Chromium Content (for Polymer):

Tested by: *Danae*



TEST REPORT

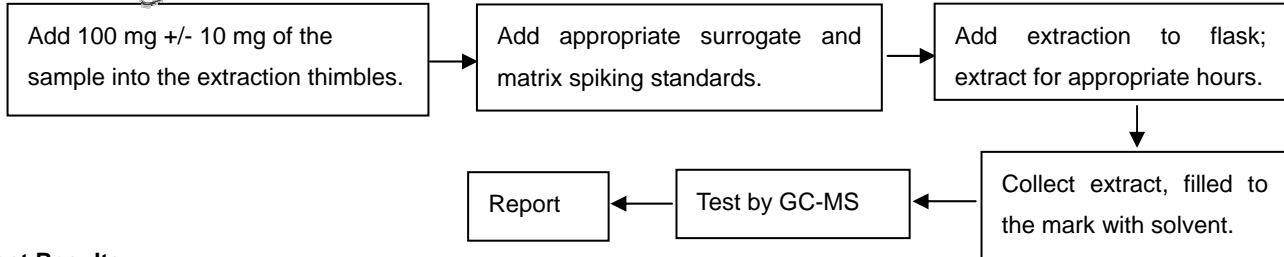
NO.: AKS0910261003E

Date: Oct 29, 2009

Page 4 of 6

8. To Determine PFOA Content:

Tested by: *Carina*



Test Results:

Item	Unit	RoHS Limit	A	B
Lead (Pb)	mg/kg	1000	N.D.	N.D.
Cadmium (Cd)	mg/kg	100	N.D.	N.D.
Mercury (Hg)	mg/kg	1000	N.D.	N.D.
Chromium(Cr) by spot test	/	/	/	Negative
Chromium (Cr)	mg/kg	1000	N.D.	N.D.

Flame Retardants	Unit	RoHS Limit	A
PBBs	mg/kg	1000	N.D.
MonoBB	mg/kg	/	N.D.
DiBB	mg/kg	/	N.D.
TriBB	mg/kg	/	N.D.
TetraBB	mg/kg	/	N.D.
PentaBB	mg/kg	/	N.D.
HexaBB	mg/kg	/	N.D.
HeptaBB	mg/kg	/	N.D.
OctaBB	mg/kg	/	N.D.
NonaBB	mg/kg	/	N.D.
DecaBB	mg/kg	/	N.D.
PBDEs	mg/kg	1000	N.D.
MonoBDE	mg/kg	/	N.D.
DiBDE	mg/kg	/	N.D.
TriBDE	mg/kg	/	N.D.
TetraBDE	mg/kg	/	N.D.
PentaBDE	mg/kg	/	N.D.
HexaBDE	mg/kg	/	N.D.
HeptaBDE	mg/kg	/	N.D.
OctaBDE	mg/kg	/	N.D.
NonaBDE	mg/kg	/	N.D.
DecaBDE	mg/kg	/	N.D.



TEST REPORT

NO.: AKS0910261003E

Date: Oct 29, 2009

Page 5 of 6

Item	Unit	Limit	A	B
PFOA	mg/kg	50	N.D.	N.D.
Perfluorooctane Sulfonates (PFOS) PFOS – Acid PFOS – Metal Salt	mg/kg	See note	N.D.	N.D.

Specimen Description:

A: Black plastic

B: Metal pin

Note:

- Reference information: Directive 2006/122/EC
- (i) May not be placed on the market or used as a substance or constituent of preparations in a concentration equal to or higher than 0.005% by mass.
- (ii) May not be placed on the market in semi-finished products or articles, or parts thereof, if the concentration of PFOS is equal to or higher than 0.1% by mass calculated with reference to the mass of structurally or microstructurally distinct parts that contain PFOS or, for textiles or other coated materials, if the amount of PFOS is equal to or higher than $1\mu\text{g}/\text{m}^2$ of the coated material.
- Specimens, which requested to determine Cadmium, Mercury and Lead Content, have been dissolved completely.
- mg/kg=ppm
- N.D.=not detected(<MQL)
- MQL=Method Quantitation Limit
- Spot-test:
Negative=Absence of Cr();
Positive=Presence of Cr();
- Photo is included

TEST REPORT

NO.: AKS0910261003E

Date: Oct 29, 2009

Page 6 of 6

Photograph of Sample



HSOL8-NT

End of Report